# Technical data sheet

## Generator connection box, type 2, with MC4 connector for 2 x 1 string

## Item number: 5088556



System solution, type 2, with MC4 connector for photovoltaic inverter with 2 separate MPP trackers

• Varistor arrester, connectable with cut-off unit in error-resistant Y circuit to VDE 0100-712 (50539-12)
• Low DC voltage protection level: < 4.0 kV (Voc max = 1,000V DC with V20-C/0-500PV)
• One PV string input (MC4 plug connector) at one MPP inverter input, up to 30A DC per terminal
• Pre-mounted in polycarbonate housing (IP66), UV-resistant for use outside

For DC protection of the inverter of photovoltaic systems.

If there is a danger of condensation forming through wind, ice, temperature or sunlight, further measures may be necessary!

Type 2 LPZ 1→2

### Master data

| | |
|---|---|
| Item number | 5088556 |
| Type | PVG-C1000S110 |
| Description 1 | Combiner box |
| Description 2 | 2x1 PV string to 2 WR-MPP-MC4 |
| Manufacturer | OBO |
| Dimension | 1000V DC |
| Colour | Light grey; RAL 7035 |
| Smallest sales unit | 1 |
| Unit of quantity | Piece |
| Weight | 199 kg |
| Weight unit | kg/100 pc. |
| CO2 Footprint (GWP) Cradle-to-Gate | 5,8233 kg CO2e / 1 Piece |

# Technical data sheet

## Generator connection box, type 2, with MC4 connector for 2 x 1 string

## Item number: 5088556

### Dimensions

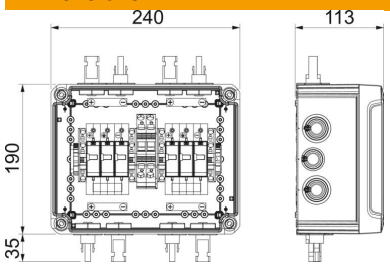


### Technical data

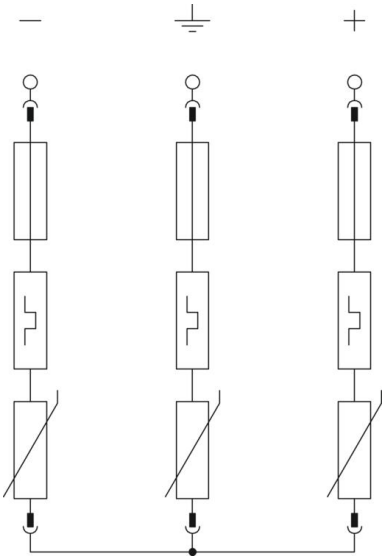


| | |
|---|---|
| Response time | <25 ns |
| Number of inputs | 1 |
| Type of entry | MC4 |
| Version for | For two MPP trackers<br>and with MC4 connection |
| Structural width in division units (division unit, 17.5 mm) | Miscellaneous |
| Operating temperature, max. | 80 °C |
| Operating temperature, min. | -40 °C |
| Remote signalling | no |
| Maximum continuous voltage DC | 1000 V |
| Conductor cross-section, rigid (single-wire/multiwire), max. | 35 mm² |
| Lightning protection zone LPZ | 1→2 |
| Max. mains-side overcurrent protection | 125 |
| Max. PV voltage | 1000 V |
| Maximum back-up fuse | 125 A |
| Maximum discharge current (8/20 µs) | 40 kA |
| Installation type | Pre-mounted in the housing |
| Nominal discharge current (8/20 µs) | 20 kA |
| Network form | DC |
| DC network form | yes |
| IT network form | no |
| Other network form | no |
| TN network form | no |
| TN-C network form | no |
| TN-C-S network form | no |
| TN-S network form | no |
| TT network form | no |
| Pole number | 3 |
| ROHS-conformant | yes |
| Protection rating | IP66 |
| Protection level | ≤4,0 kV |
| Signalling on device | Visual |
| SPD to EN 61643-11 | Type 2 |
| SPD to IEC 61643-11 | Class II |
| Permitted temperature range, max. | 80 °C |

# Technical data sheet

## Generator connection box, type 2, with MC4 connector for 2 x 1 string
## Item number: 5088556

### Technical data

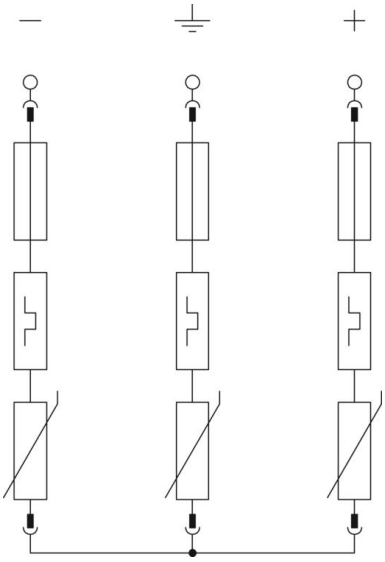


| | |
|---|---|
| Permitted temperature range, min. | -40 °C |
| Depth | 113 mm |
| Number of cable entries | 4 |
| Max. Input voltage DC | 1000 V |
| String fuse | Without |
| Monitoring function | no |
| Max. Input current per string | 30 A |
| Max. Output current | 30 A |
| Number of string inputs | 1 |
| Equipped with load-break switch | no |
| Anschlussart Generatoran-schlusskasten | MC4 |
| Number of MPPTs | 2 |
| Entries per MPPT | 1 |
| Exits per MPPT | 1 |